


How To Set Up A Laboratory For Rapid Test Kit Research & Development?



ANTITECK LIFE SCIENCES LIMITED

Add: A1-519, XingGang GuoJi, Yingbin Road, Huadu, Guangzhou, China

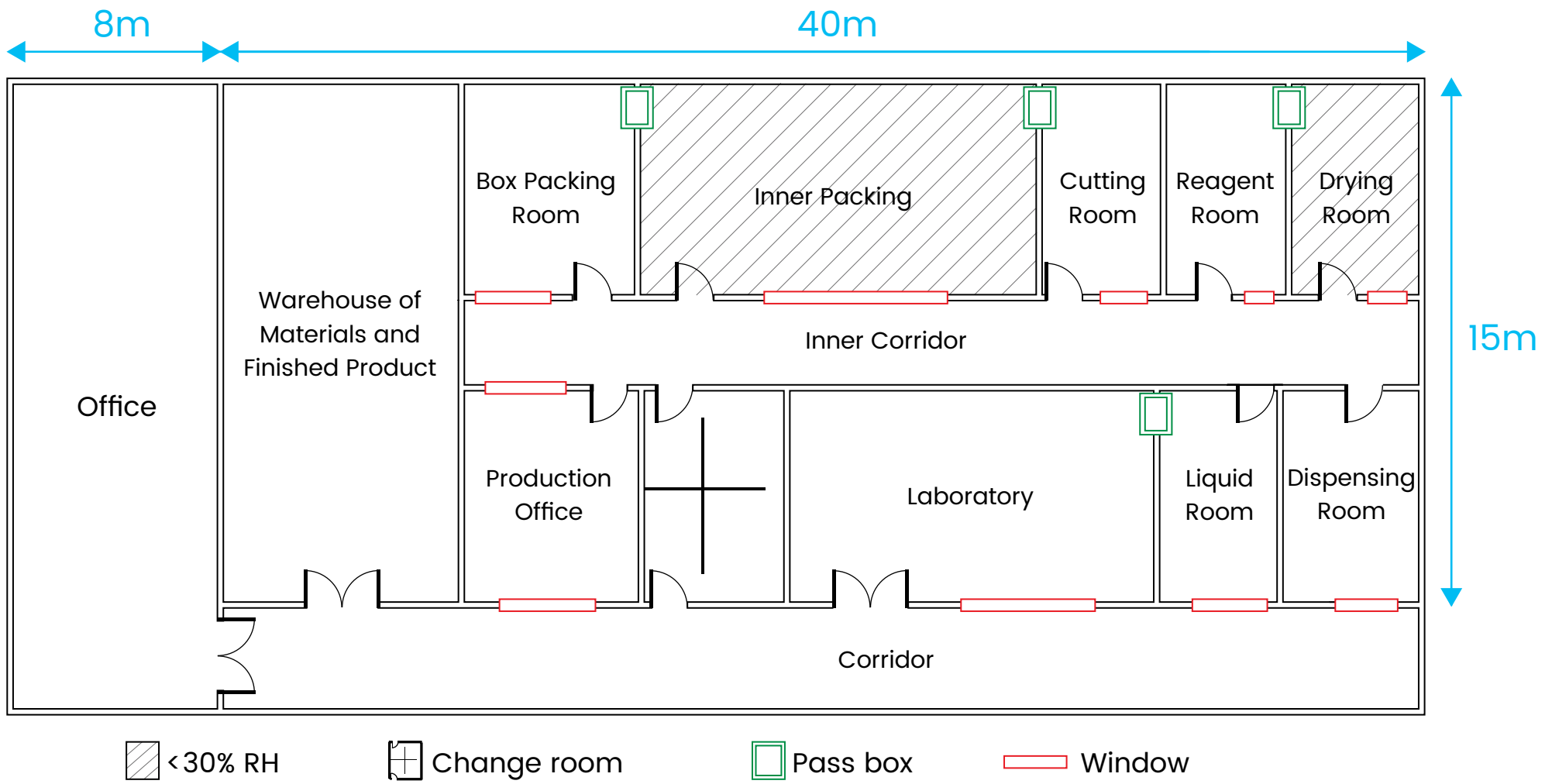
Tel: +86 133 1286 3972

Web: <https://antiteck.com>

E-mail: info@antiteck.com

Necessary rooms for lateral flow test development

The room desian, for reference only!






Necessary device and consumables for lateral flow test development.
















● Equipment

No.	Item	Image	No.	Item	Image
1	Mini centrifuge		2	Centrifuge	
3	Large centrifuge		4	PH meter	
5	Balance		6	Analytical balance	
7	Magnetic stirrer		8	Magnetic heating stirrer	
9	Lateral flow dispenser		10	Mixer	
11	Drying oven		12	Sealing machine	
13	Cassette presser		14	Pure water machine	

15	Lateral flow strip cutter		16	Membrane cutter	
17	Refrigerator		18	Air compressor	
19	Dehumidifier		20	Desktop eye wash	





● Consumables

No.	Item	Image	No.	Item	Image
1	Centrifugal tube		2	Centrifugal bottle	
3	Centrifugal tube rack		4	50ML centrifugal tube rack	
5	Pipette		6	Pipette tips	
7	Beaker		8	Conical flask	

9	Measuring flask		10	Flask	
11	Nitrocellulose membrane		12	Backing card	
13	Glass fiber		14	Absorbent paper	
15	Colloidal gold		16	Antigens / Antibodies	
17	Weighing spoon		18	Glass rod	
19	Culture dish		20	Blue cap bottle	
21	Wide-mouth bottle		22	Fine-mouthed bottle	
23	Gold coated roller		24	Bottle washing brush	

25	Protective goggles		26	Face mask	
27	Disposable PE gloves (thickened)		28	PTFE magnetic stirrer	
29	Test tube rack		30	Plastic column test tube rack	
31	Aluminum foil bag 8 * 15 cm		32	Aluminum foil bag 30 * 42 cm (self sealing bag)	
33	Marker pen		34	Experimental record book	

● Furniture

No.	Item	Image	No.	Item	Image
1	Drain rack		2	Biosafety cabinet	
3	Experimental chair		4	Experiment table	
5	Wall Cabinet	